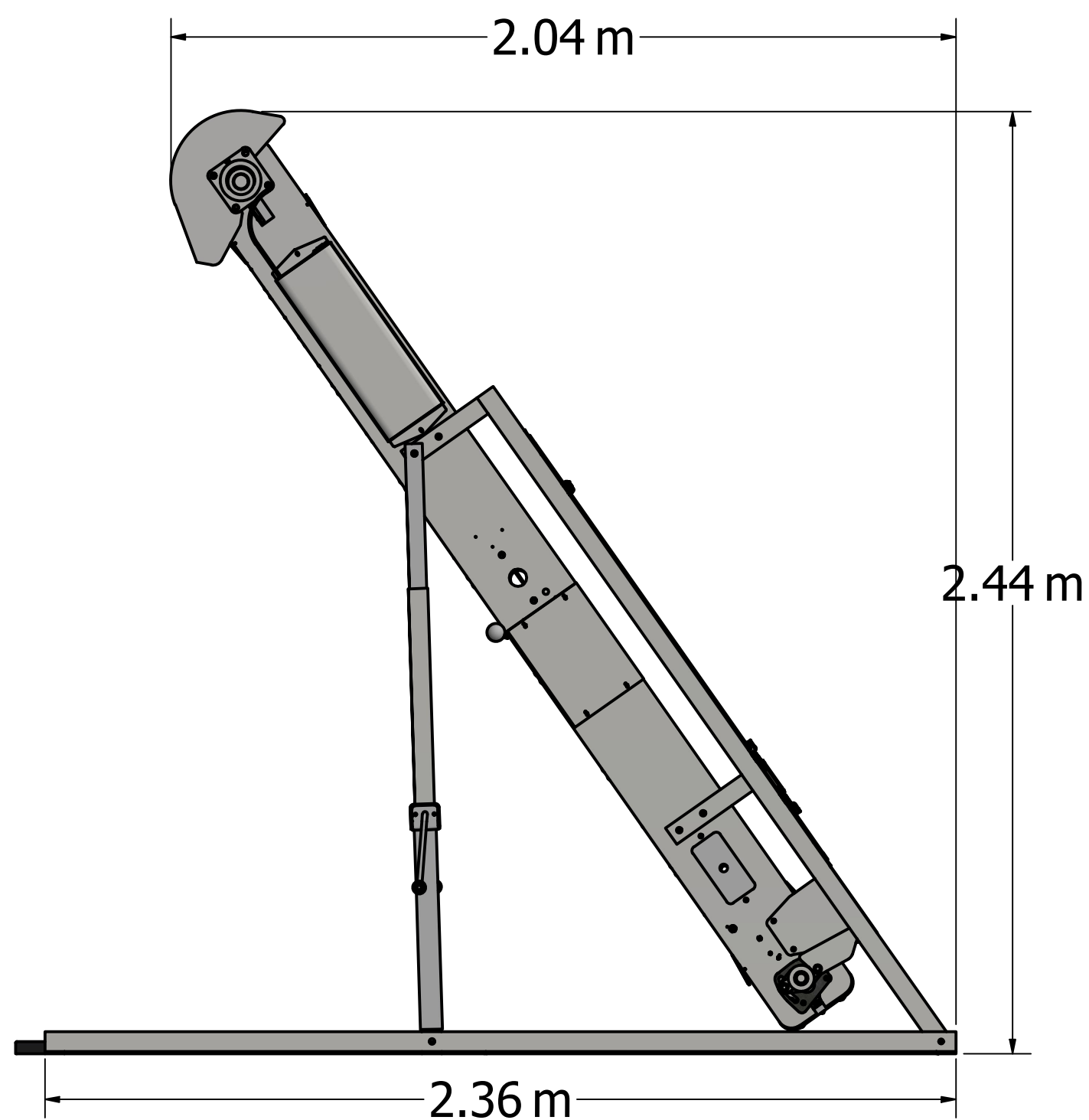
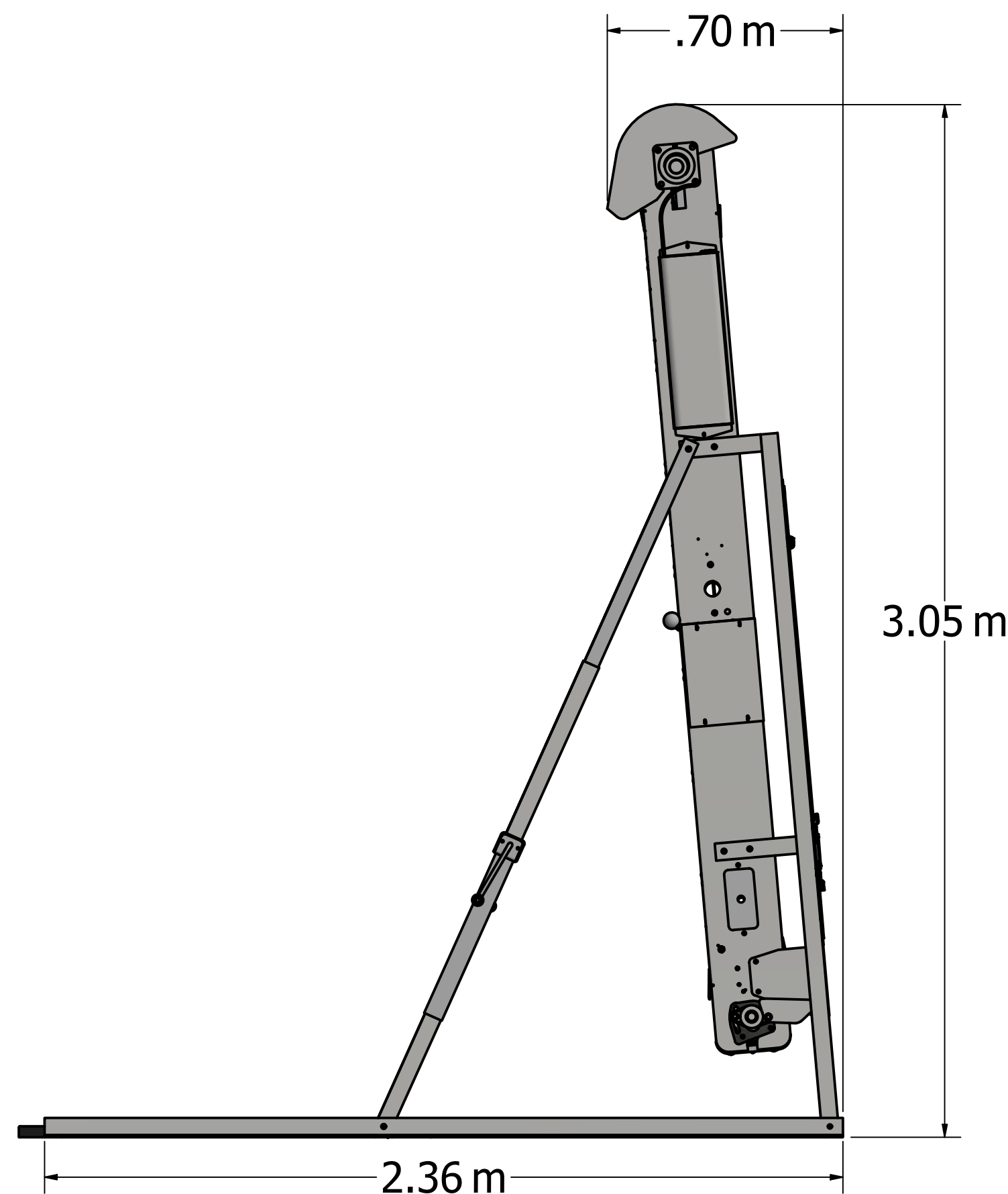


# Treadwall® Kore 4/10 Rotating Walls

The Kore4/10 unit is a Treadwall designed for solely residential, climbing-focused use. It is only used at overhanging angles, and sold as a Base unit with options or the complete Pro package. The wall's rotation is powered by the climber's weight - there are no motors. The wall angle is adjusted using the new and enhanced hand crank system, which allows on-going adjustments through three broad ranges. A patented auto-stop mechanism gently brakes the wall when the climber's feet reach the bottom, matching the wall's movement to the climber, and a lever on the right side adjusts speed or resistance. The Kore4/10 is designed to fit under a 3 meter ceiling. See Kore4/11 units for higher ceilings. There is no Kore4/12 option.



35 degrees overhung



5 degrees overhung

Boulderboard® Angles	
Angle (degrees overhung)	Height (mm)
5	3048
10	2998
15	2921
20	2845
25	2718
30	2591
35	2440

## SPECIFICATIONS:

Weight: 318 Kilograms.

Construction: Steel framework with custom-machined wood panels.

Placement: Inside standard - outside with exterior upgrade.

Width of climbing surface: 1.22 meters.

Total length of climbing surface: 5.49 meters.

Number of possible hold placements: 180.

Angle range: negative 5 degrees to negative 35 degrees.

Mode of control: Electro-hydraulic braking and resistance.

Electrical requirements: 9 VDC (1500ma) plug-in transformer (supplied).

Electronic Display: Measures distance (feet or meters), time and calories. Time and distance goals can be pre-set.

Color - frame: Anthracite Gray is standard. Custom colors available.

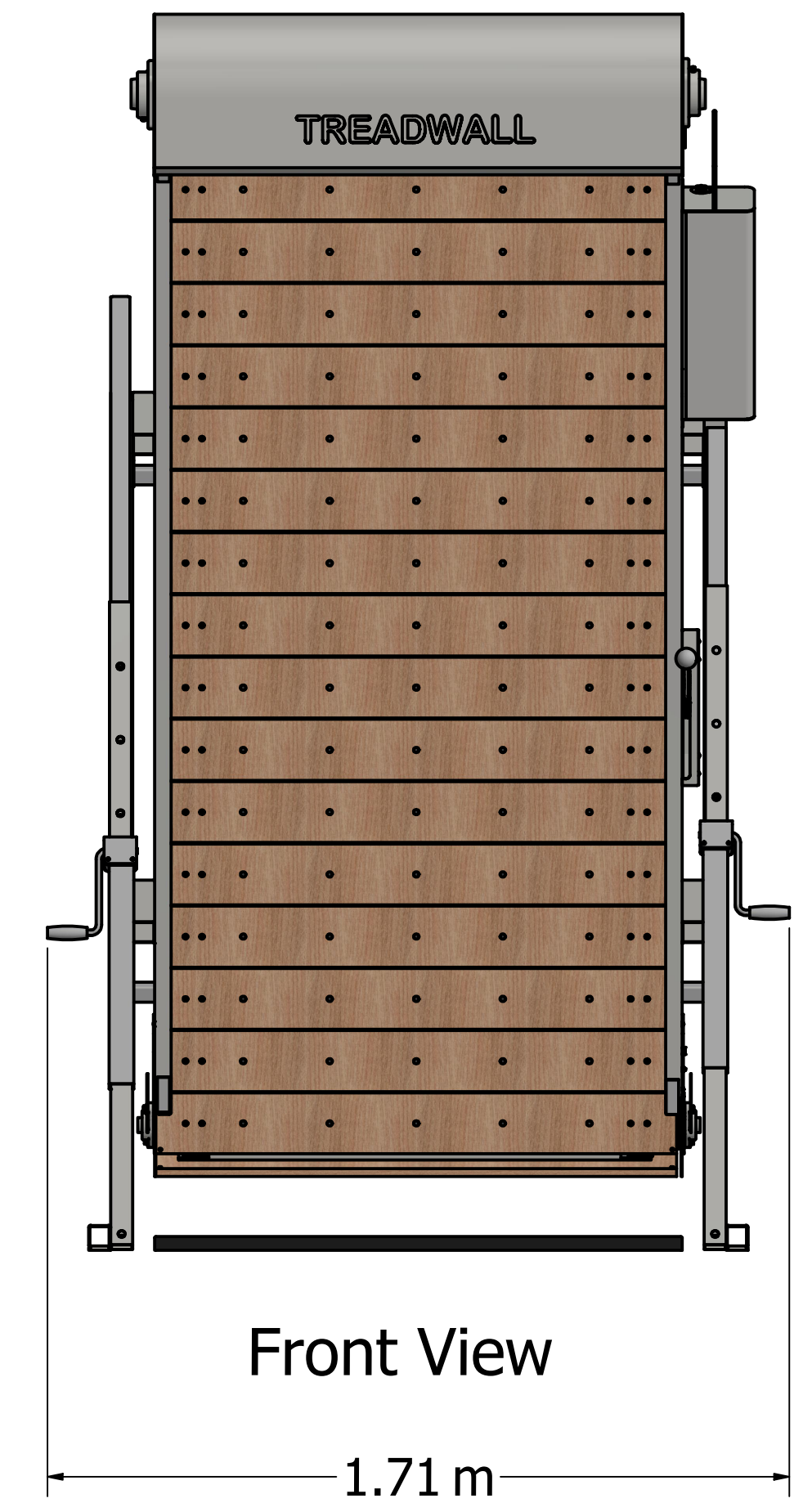
Color - panels: Natural Wood

Holds: Set of 36 custom training holds in 3 color groups, with optional 14 ladder Line(tm) holds.

Maximum hold size: 64 mm high by 153 mm wide.

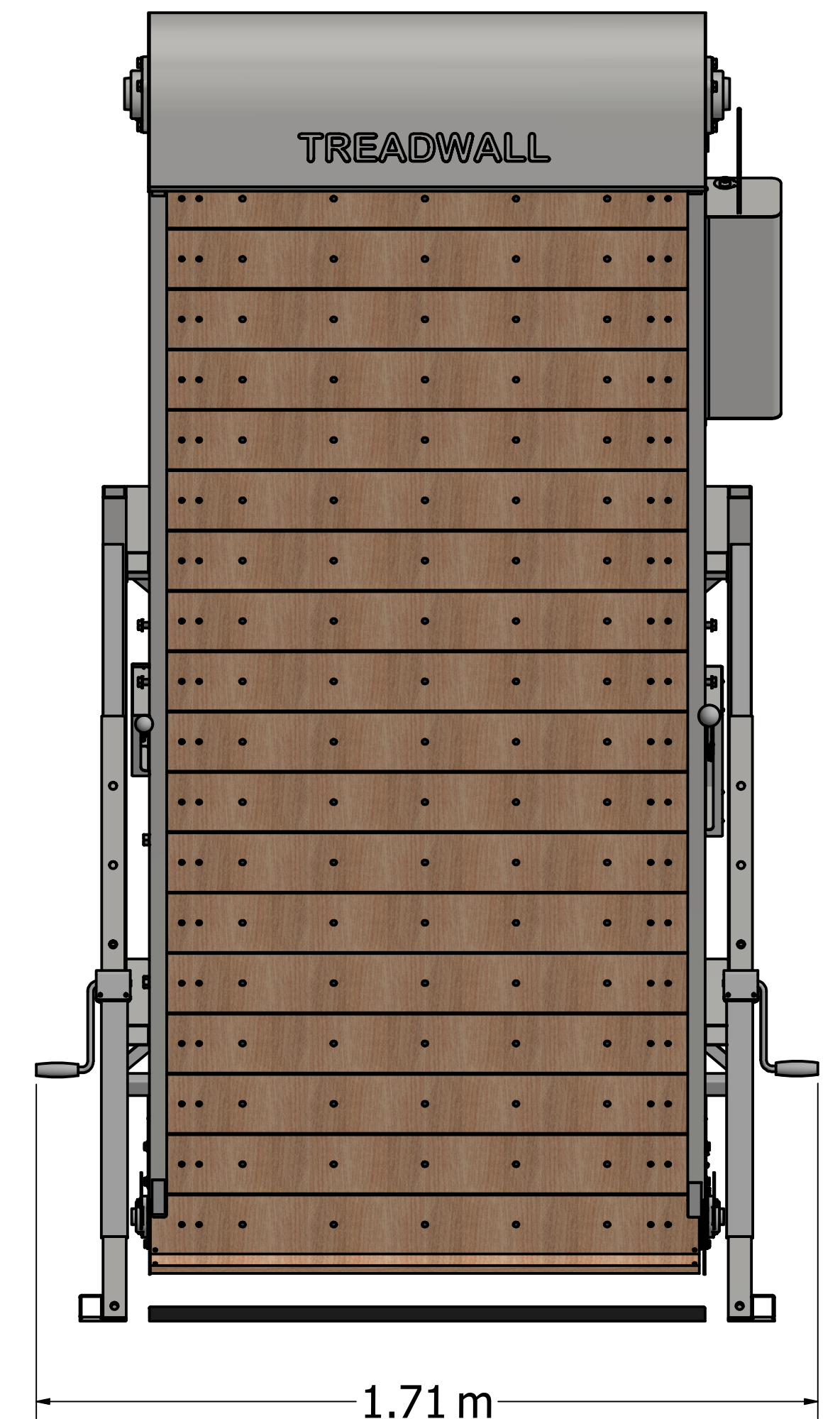
Floor Mat: 1.22 meters x 2.44 meters custom mat, 31.75mm dual foam, black 14 oz. vinyl cover.

Warranty: two years parts. See full warranty for details.



# Treadwall® Kore 4/11 Rotating Walls

The Kore4/11 unit is a Treadwall designed for solely residential, climbing-focused use. It is only used at overhanging angles, and sold as a Base unit with options or the complete Pro package. The wall's rotation is powered by the climber's weight - there are no motors. The wall angle is adjusted using the new and enhanced hand crank system, which allows on-going adjustments through three broad ranges. A patented auto-stop mechanism gently brakes the wall when the climber's feet reach the bottom, matching the wall's movement to the climber, and a lever on the right side adjusts speed or resistance. The Kore4/11 is designed to fit under a 3.35 meter ceiling. See Kore4/10 units for lower ceilings. There is no Kore4/12 option.



Front View

Treadwall® Angles	
Angle (degrees overhung)	Height (mm)
5	3353
10	3302
15	3226
20	3124
25	2997
30	2870
35	2692

## SPECIFICATIONS:

Weight: 362.9 Kilograms.

Construction: Steel framework with custom-machined wood panels.

Placement: Inside standard - outside with exterior upgrade.

Width of climbing surface: 1.22 meters.

Total length of climbing surface: 6.1 meters.

Number of possible hold placements: 200.

Angle range: negative 5 degrees to negative 35 degrees.

Mode of control: Electro-hydraulic braking and resistance.

Electrical requirements: 9 VDC (1500ma) plug-in transformer (supplied).

Electronic Display: Measures distance (feet or meters), time and calories. Time and distance goals can be pre-set.

Color - frame: Anthracite Gray is standard. Custom colors available.

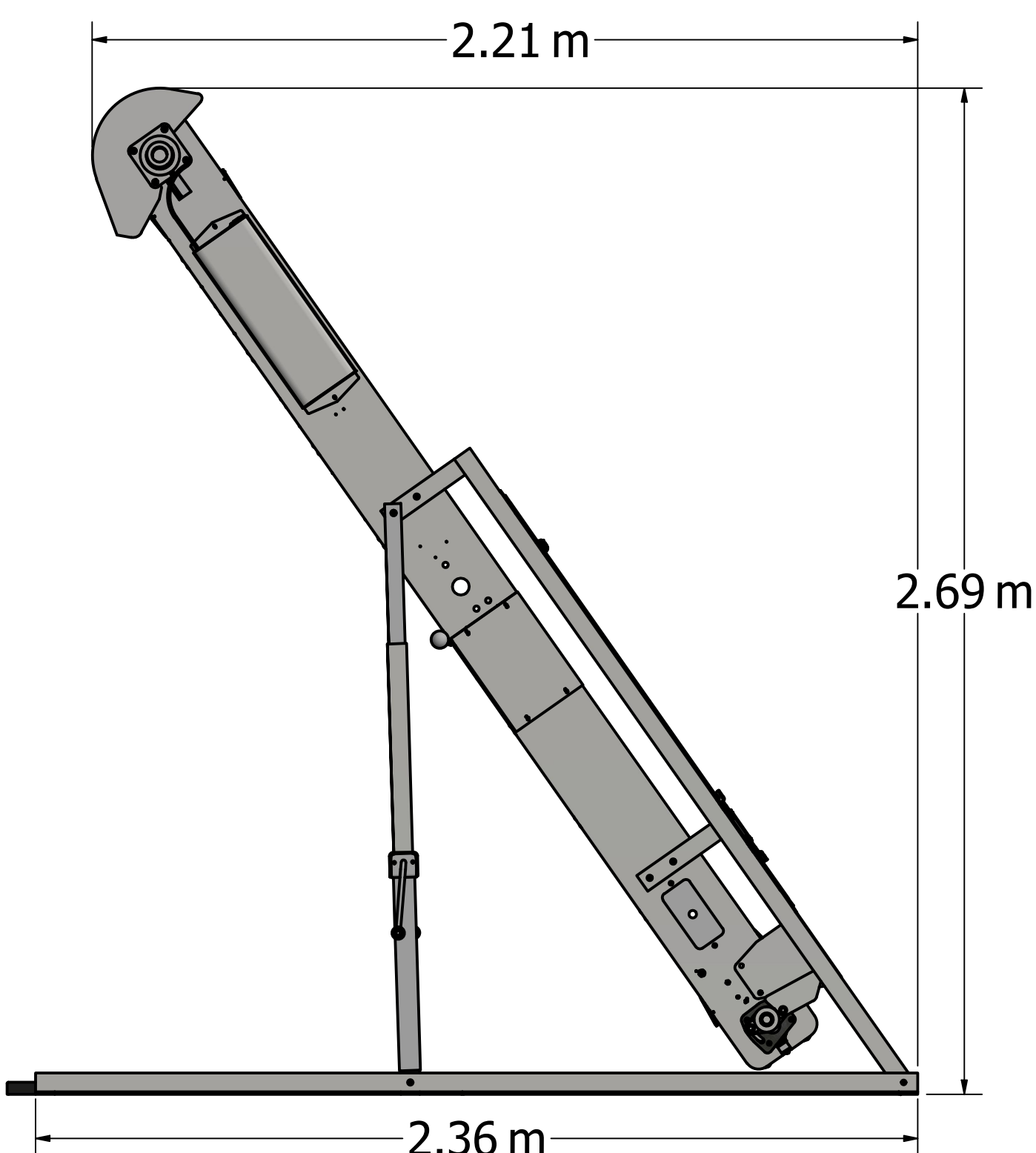
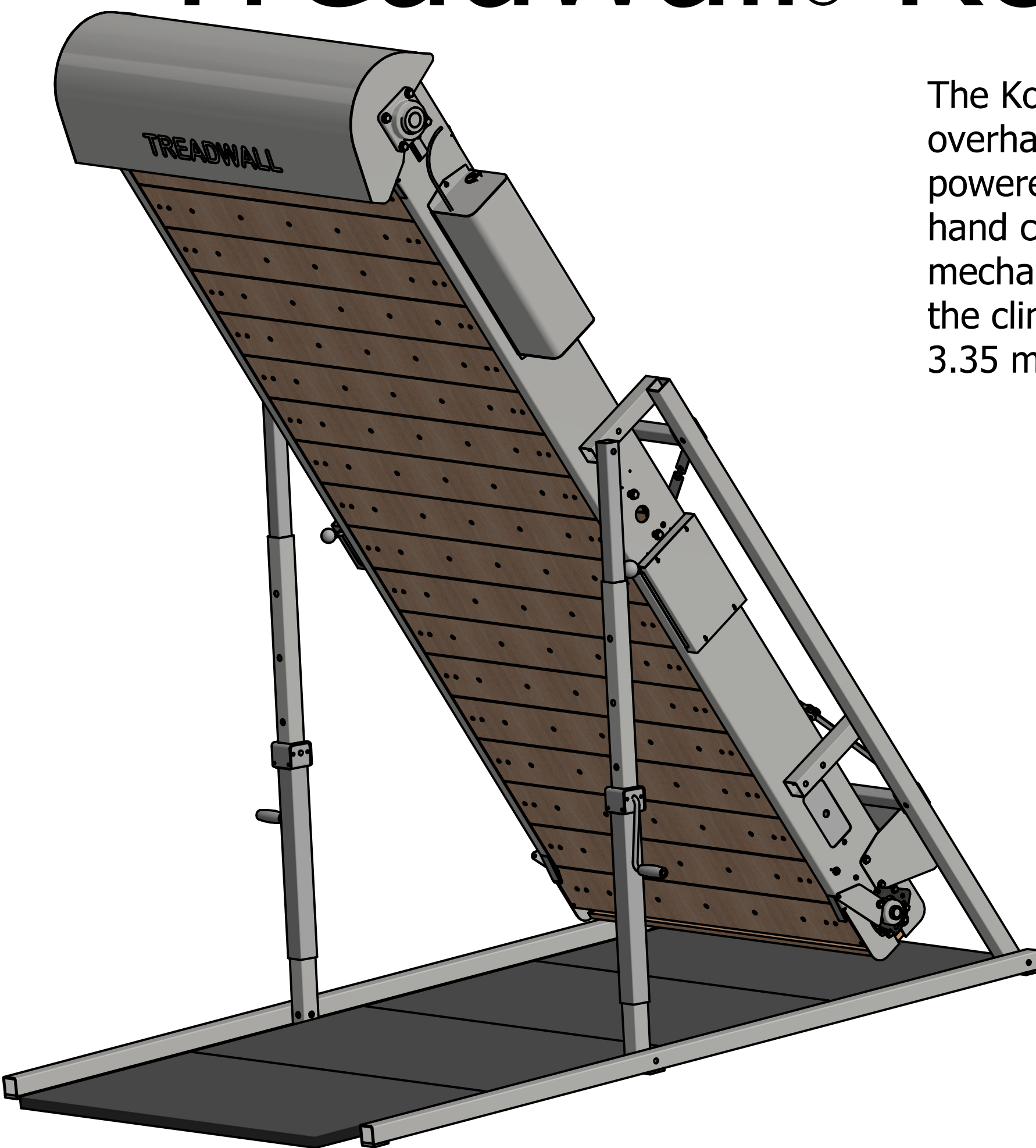
Color - panels: Natural Wood

Holds: Set of 36 custom training holds in 3 color groups, with optional 14 ladder Line(tm) holds.

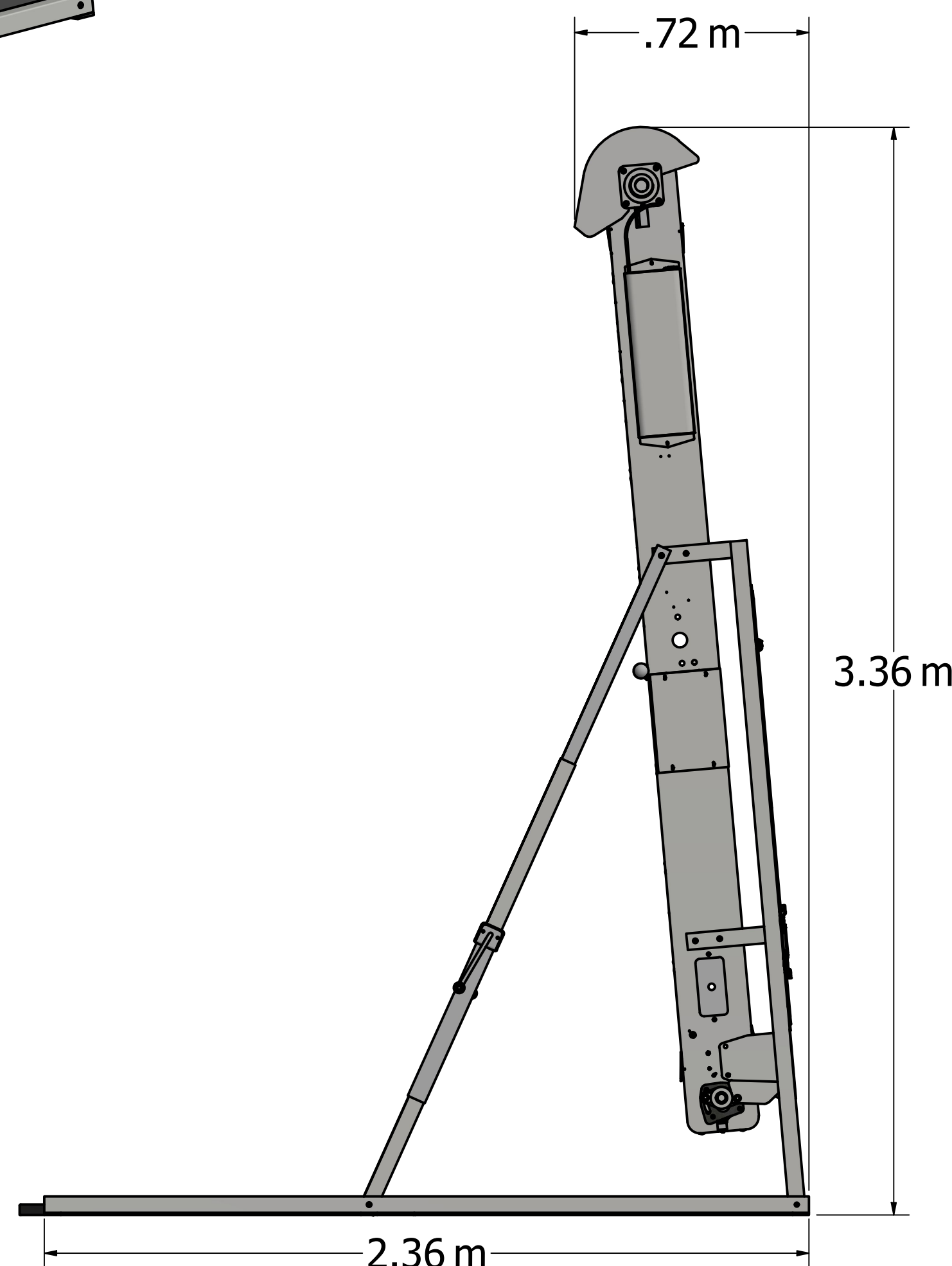
Maximum hold size: 64 mm high by 153mm wide.

Floor Mat: 1.22 meters x 2.44 meters custom mat, 31.75mm dual foam, black 14 oz. vinyl cover.

Warranty: two years parts. See full warranty for details.



35 degrees overhung



5 degrees overhung