



## Chest Press / Shoulder Press

SP-4601

### FEATURES

- Seat and back pad adjust for proper pressing angles
- User can adjust for two chest press angles and a shoulder press
- Multiple sets of grips for chest and shoulder pressing
- Unilateral and bilateral pressing arm motions
- Integrated rep counter and built-in storage on top cap

**PRODUCT DIMENSION** | 1350 x 1984 x 1676mm / 53" x 78" x 66"

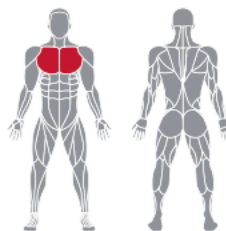
**WEIGHT STACK** | 123kg / 270lb (10lb x 3pcs + 20lb x 12pcs)  
The incremental weight : 5lb

**PRODUCT WEIGHT** | 250kg / 551lb

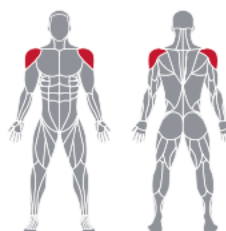
#### CARTON DIMENSION

CARTON A | 1390 x 600 x 125mm / 55" x 24" x 5"  
 CARTON B | 1520 x 580 x 260mm / 60" x 23" x 10"  
 CARTON C | 1600 x 1020 x 465mm / 63" x 40" x 18"  
 CARTON D | 1200 x 90 x 350mm / 47" x 4" x 14"  
 CARTON E | 530 x 500 x 290mm / 21" x 20" x 11"

#### CHEST PRESS



#### SHOULDER PRESS



## Leg Extension / Leg Curl

SP-4605

### FEATURES

- Challenges opposing muscle groups, Quadriceps and Hamstrings
- Exercises can be switched and adjusted without leaving seated position
- Machines axis of rotation is optimized for proper feel for both exercise
- Integrated rep counter and built-in storage on top cap

**PRODUCT DIMENSION** | 1407 x 1373 x 1580mm / 55" x 54" x 62"

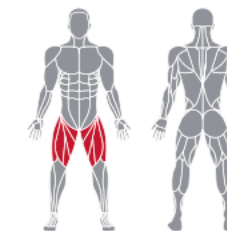
**WEIGHT STACK** | 132kg / 290lb (10lb x 1pc + 20lb x 14pcs)  
The incremental weight : 5lb

**PRODUCT WEIGHT** | 271kg / 597lb

#### CARTON DIMENSION

CARTON A | 1390 x 600 x 125mm / 55" x 24" x 5"  
 CARTON B | 1520 x 580 x 260mm / 60" x 23" x 10"  
 CARTON C | 1190 x 1010 x 335mm / 47" x 40" x 13"  
 CARTON D | 1000 x 180 x 550mm / 39" x 7" x 22"  
 CARTON E | 530 x 500 x 290mm / 21" x 20" x 11"

#### LEG EXTENSION



#### LEG CURL

